



CASE
CONSTRUCTION

V SERIES BACKHOE LOADER



570SV CENTER PIVOT

ACROSS HISTORY



1842

CASE is founded.

1869

The first CASE portable steam engine - road construction is born!

1957

CASE produces the first ever factory integrated backhoe loader.

1959

CASE TLB 420 is the first diesel powered model.

1964

CASE is the first manufacturer to develop an extendable dipper, the patented CASE Extendahoe.

1999

CASE is the first company to offer a powershift transmission on a backhoe loader.

2000

CASE is the first company to offer a backhoe integrated quick coupler.

2001

CASE M series backhoe is listed in "Construction Equipment" magazine among the top 100 products.

2005

CASE produces its 500,000th backhoe.

2012

CASE achieves Tier 4 emissions standards while delivering best-in-class breakout force and lift capacity.

2016

CASE backhoe offering is enlarged introducing "In-Line cylinders" backhoe and "Straight-Loader arm" options.

2017

CASE introduces a Tier 4 final fully customizable backhoe.

2019

60th year milestone. Future in the making.

2020

CASE presents in North America the industry's first Fully Electric Backhoe Loader (model 580 EV).

2021

CASE introduces a Stage V TLB with a brand-new cab, bringing operator comfort to the next level.

V-SERIES BACKHOE LOADERS

THE KINGS

CASE BACKHOE LOADERS

The original, ready for anything

Since introducing the first ever integrated backhoe loader in 1957, CASE has always been a front runner in the tractor loader backhoe industry.

We have built a strong heritage of industry firsts, on best-in-class performances and components, supremely reliable and well-proven technology, and productivity-boosting solutions.

- + We accepted no compromise on performances: the S8000 FPT engine maintains best-in-class power and torque density.
- + FPT engine is designed to optimize the fuel consumption during both production and travel and especially on backhoe digging applications

And we did not limit our efforts to power and performance:
with the V-Series we have taken operator comfort to the next level!

- + The new cab is more ergonomic
- + The new cab has a completely new interior and exterior style

Now it's time to enhance our Customer's experience with the NEW V-SERIES BACKHOE LOADERS.



MAIN REASONS TO CHOOSE THE V-SERIES



HIGH EFFICIENCY

With its high torque, the S8000 FPT engine delivers a powerful performance in all backhoe and front loader applications while maintaining a low fuel consumption.



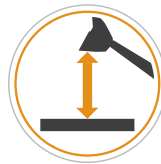
SAFE AND EASY MAINTENANCE

Maintenance operations are fast with main check points easily accessible from the ground, the front tilting engine hood and the perfect layout of the components.



FAST LOADING CYCLE

The return-to-dig function automatically repositions the loader with precision, enabling the operator to control loading operations easily and efficiently.



STRAIGHT LOADER ARM

The CASE loader pushes the limits of productivity with its massive loading capacity and superior tipping height. When lifting the bucket, the self-levelling function enhances the operator's productivity, precision and comfort.





NEW CAB DESIGN

The cab has been redesigned around the operator to provide a comfortable work environment with ample storage space, and improved styling, fit and finish.



EXTENDAHOE

In operations where digging depth is crucial or the ability to dig away from the machine is needed, the Extendahoe is the perfect solution: it extends the backhoe's capacity to a level comparable to a mid-size excavator.



BACKHOE DESIGN

The CASE design of the backhoe delivers a high performance in lifting capacity, digging depth and digging force. The closed center hydraulic system and high-flow oil pump contributes to the backhoe loader's high productivity.



CENTER PIVOT CONCEPT

Our center pivot backhoe design improves machine stability to minimize "porpoising" during roading.



POWERSHUTTLE TRANSMISSION WITH TORQUE CONVERTER

The powershuttle transmission with torque converter delivers smooth cycles and stall-free operation, while the electro hydraulic reversing and cutoff button ensure comfortable and fast travelling.



V-SERIES BACKHOE LOADERS

OPERATOR COMFORT TO THE NEXT LEVEL



NEW CAB DESIGN

FEATURES

- + **NEW** Restyled interior and exterior
- + **NEW** Front and LH consoles design
- + **NEW** Noise level reduction
- + **NEW** layout of switches and controls
- + **NEW** Best in class internal storage capacity: 4 times more than ST Series cab, including: Lockable compartments, Bottle/Cup holder, Cooling Box and open trays
- + **NEW** Excellent 360° Visibility
- + King class seat: the super deluxe air suspension option offers premium features
- + Powerful Air Conditioning and fully openable windows

BENEFITS

- Greater operator comfort and improved ergonomics
- Superior cab accessibility
- A quiet place to work!
- Easy reachability in both loader and backhoe position
- A place to store every item and to keep your lunch and drinks always fresh
- More productivity and safety on the job site and in the street
- Height, lumbar and armrests full adjustability, and heating
- Excellent cab ventilation



CAB FEATURES FOR A MORE PLEASANT OPERATOR ENVIRONMENT

FEATURES

+ **NEW** Speedometer

+ **NEW** F-N-R switch on loader handle

+ **NEW** Cell-phone holder

+ **NEW** 12V and USB ports

BENEFITS

Located on front console, more safety when driving

Easy transmission direction change in loading applications

Located on right hand pillar, easy reachability in any position

Conveniently located on the right-hand console

MAIN FEATURES

EXTENDAHOE

More capacity, more flexibility, easier to transport

The extendahoe has all the strength of the standard dipper and, on top of this, increases the overall capacity of the backhoe loader to match that of a middle-class excavator – with the added advantages of greater flexibility and ease of transport.

BACKHOE DESIGN

A strong heritage in high-performance backhoe design

The backhoe is shaped to deliver greater digging ability and lifting capacity with high breakout force. The operator can easily and safely lift suspended objects using the lifting hook. The boom and dipper are built for durability and reliability, with ultrasound inspection ensuring the high quality of the welding. The closed center hydraulic system and high-flow oil pump ensure fast cycles in excavating and loading applications.



FAST LOADING CYCLE

Effortless loading

The return-to-dig function reduces the operator's effort by automatically repositioning the bucket flat to the ground, ready for a new cycle. The operator gets the job done faster, and with much reduced fatigue.

STRAIGHT LOADER ARM

Designed to deliver the lowest operating costs

The straight loader arm has been designed using an innovative systems integration approach to optimize line routings, ensure excellent visibility and provide best-in-class tipping height, meeting the most demanding customer needs in loading applications.

SAFE AND EASY MAINTENANCE

One side engine serviceability

The easy serviceability due to the large access area available when opening the tiltable front engine hood, is a guarantee of CASE Loader Backhoe machine design.

The machine layout is optimized to provide an easy access to all the main components.

All fuses and relays comfortably located in the cab for easy and fast maintenance operations.

CENTER PIVOT CONCEPT

Improved stability and comfortably travelling

The long stabilizer legs on a CASE center-mount backhoe offer increased side stability when moving materials or lifting loads off to the side of the machine.



BACKHOE

TAILORED MADE SOLUTION

POWERSHUTTLE TRANSMISSION WITH TORQUE CONVERTER

Smooth operation

The powershuttle transmission, with 4 forward speeds and 4 reverse, features hydraulically shifted clutches that enable the operator to change direction and travel speed on the go. The modulation valves ensure smooth changes in speed and direction. When working in muddy conditions, 4WD delivers the extra traction needed. The 2WD models are designed for extreme applications and deliver reliable performance over an extended life cycle.

HIGH EFFICIENCY

A legacy of high performance

A backhoe loader's power and performance are key to its success on the jobsite. At the heart of the V-Series is the proven S8000 engine that delivers the power and fast response times needed in the most demanding applications. Developed by FPT Industrial, this 3.9-liter, 4-cylinder engine is turbocharged and aftercooled, and features a mechanical injection system.


The S8000 engine family has built a strong reputation for performance, economy and reliability. With more than 3,000,000 units at work across the world, it has proven its value in a wide variety of applications and operating conditions.

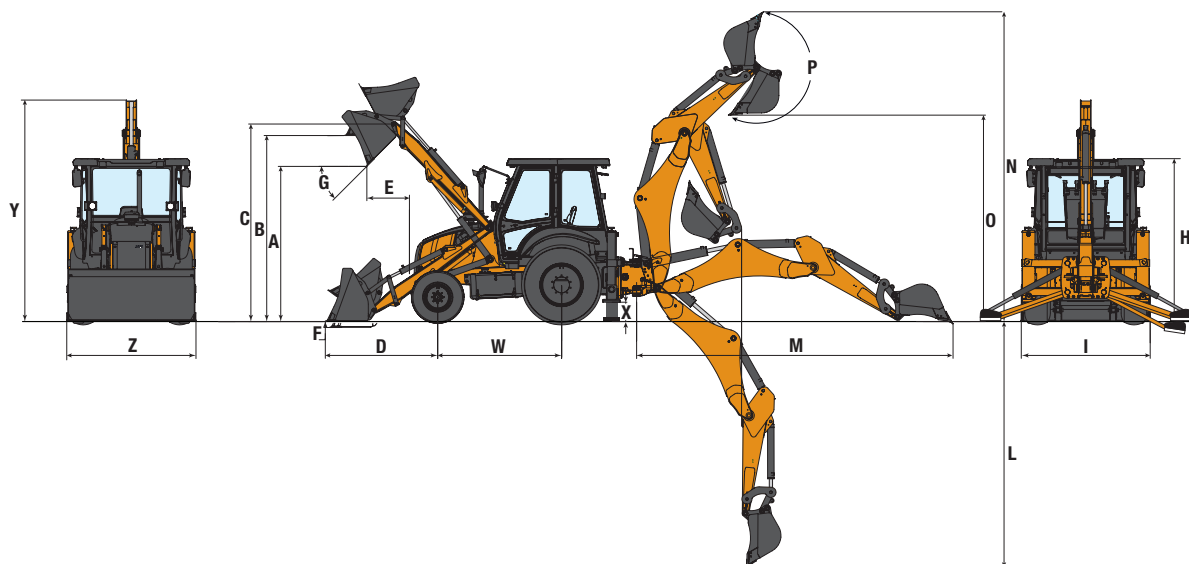
FPT Industrial: technological partner

The S8000 engine for CASE loader backhoes is manufactured by FPT Industrial on a dedicated state-of-the-art assembly line to the highest quality standards. Every single unit undergoes rigorous testing and quality checks at every stage of the production process. Components are supplied by world leading components manufacturers, guaranteeing the highest quality for excellent reliability and durability.

Engineered for fuel efficiency

The S8000 engine features a Charge Air Cooler, which optimizes air induction, delivering excellent fuel efficiency during production and travel – and, in particular, in backhoe digging applications.





GENERAL DIMENSIONS		570SV STRAIGHT LOADER ARM
A	Dump height	mm 2720
B	Load over height	mm 3300
C	Hinge pin height	mm 3580
D	Reach at ground STD 1.0 CUM BUCKET	mm 1980
E	Reach at full height-bucket dumped	mm 760
F	Below ground level-dig depth	mm 110
G	Dump angle	° 45
	Maximum lifting capacity @ max height	Kg 3425
OVERALL DIMENSIONS AND WEIGHTS		570SV STRAIGHT LOADER ARM
H	Cab height	mm 2825
I	Overall width	mm 2300
	Overall operating weight*	Kg 7310
W	Wheel base	mm 2175
X	Minimum ground clearance	mm 500
Y	Overall height (Transport)	mm 3790
Z	Width over bucket (Transport)	mm 2277
BACKHOE - STANDARD DIPPER		570SV (14')
L	Max. dig depth	mm 4399
M	Reach ground level to swing center	mm 5625
N	Max working height	mm 5489
O	Max load over height	mm 3644
P	Bucket rotation	° 204
	Bucket breakout force (Max force hole)	daN 5616
	Dipper digging force	daN 3780

*Unit equipped with: 2WD, STD backhoe 14", backhoe bucket 24", Cab W/HVAC

ENGINE		570SV
Model		S8000 BS-3 - 8045.45.748
Type		Turbocharged aftercooler
Displacement / Compression ratio		3.9 l / 18.3:1
Bore/Stroke	mm	104 x 115
Horsepower - rated @ 2200 rpm	hp	97
Maximum torque @ 1300 rpm	Nm	420
Engine speeds		2200 rated speed, full load
POWER TRAIN		
Transmission		CARRARO 2WD TLB1 or 4WD TLB1
Type		Power Shuttle with 4 forward and 4 reverse travel gears
Gear		Forward - Reverse (speed kmph)
1st - 2nd - 3rd -4th Speed		6.2/7.4 - 10/12 - 20.7/24.8 - 39.2/NR
FRONT AXLE		
2 Wheel Drive (Standard)		Model CNH PS1300
Type - Oscillation		+/- 10.5°
4 Wheel Drive (Optional)		Model CARRARO 26.17
Type - Oscillation		+/- 8°
REAR AXLE		
Model		CARRARO 28.32M
Type		Rigid
BRAKES		
Services brakes		Hydraulic foot operated, 2 disc per side
Parking Brakes		Type: Manual, with lever
TYRE SIZE RECOMMENDED		
2WD		9x16-16PR (front) and 16.9x28-12PR (rear)
4WD		12.5-18,12PR (front) and 16.9x28-12PR (rear)
HYDRAULIC SYSTEM		
Type		Open center with twin gear pump
Flow rate		145 lpm @ 2200rpm
Pressure	bar	210
STEERING		
Type		Power Steering
System pressure / Displacement		140 bar / 125cc
Turning radius (outside of the bucket)		5550 mm with brake
Tread width		1697 mm front
CABIN		
Certification		ROPS/FOPS
Air conditioning		Optional
SERVICE CAPACITIES		
Engine oil	ltr	8.6
Trasmission oil	ltr	20
Front axle oil	ltr	8.9
Rear axle oil	ltr	17.1
Hydraulic oil	ltr	107
Fuel tank	ltr	129
Coolant	ltr	20



BUILDING A STRONG CASE.

Since 1842, at CASE Construction Equipment we have lived by an unwavering commitment to build practical, intuitive solutions that deliver both efficiency and productivity.

We continually strive to make it easier for our customers to implement emerging technologies and new compliance mandates.

Today, our global scale combined with our local expertise enables us to keep customers' real-world challenges at the center of our product development.

The vast CASE dealers' network is always ready to support and protect your investment and exceed your expectations, while also providing you with the ultimate ownership experience.

Our goal is to build both stronger machines—and stronger communities. At the end of the day, we do what's right for our customers and our communities so that they can count on CASE.

CaseCE.com

NOTE: Standard and optional fittings can vary according to the demands and specific regulations of each country. The illustrations may include optional rather than standard fittings - consult your Case dealer. Furthermore, CNH Industrial reserves the right to modify machine specifications without incurring any obligation relating to such changes.

Conforms to directive 2006/42/EC

